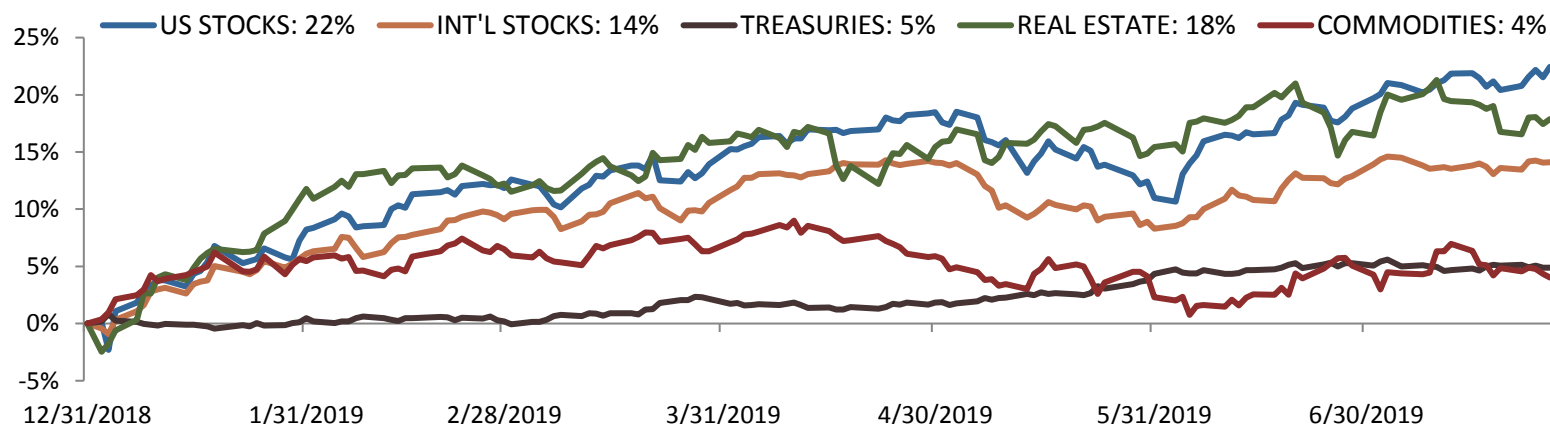


# World Wrap

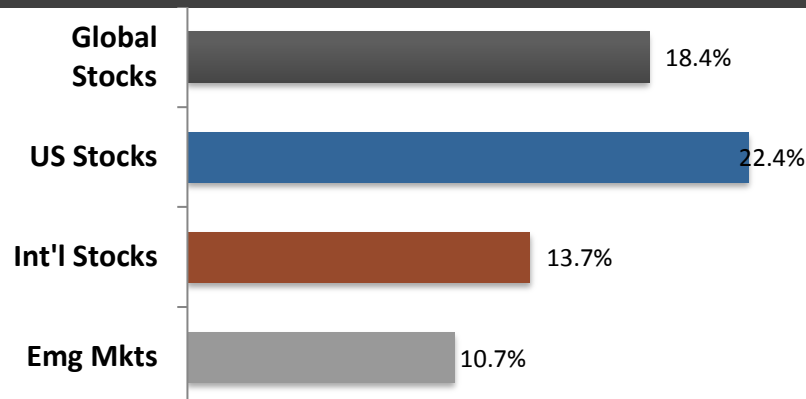
## Major Asset Classes

\* YTD Total Returns



## World Stock Markets

\* YTD Total Returns



Equities rallied, and bonds & commodities declined. US equities widen performance lead over other asset classes.

## US Stocks

	1WK	YTD ↓	1YR
NASDAQ Comp	2.3%	26.3%	7.3%
S&P 500	1.7%	22.1%	8.8%
Dow Transport	1.6%	18.5%	-0.4%
Dow Industrial	0.1%	18.1%	9.1%

WSJ reported that overlap in top 50 holdings in mutual and hedge funds is near record levels as pros have piled into the same outperforming names.

## US Style Boxes

\* YTD Total Returns

	Value	Core	Growth
Large	19.9%	22.1%	24.0%
Mid	19.1%	20.3%	21.5%
Small	14.9%	14.9%	14.9%

## US Sectors

	1WK	YTD ↓	1YR
Technology	2.4%	34.3%	14.2%
Consumer Discretion	0.9%	26.1%	11.2%
Telecom	4.6%	25.9%	21.1%
Communication Services	4.6%	25.9%	21.1%
Industrials	1.4%	23.2%	5.7%
Financials	2.7%	21.8%	4.5%
Consumer Staples	0.6%	21.0%	17.1%
Basic Materials	1.0%	18.2%	1.4%
Utilities	-0.6%	15.2%	17.5%
Energy	-0.5%	10.8%	-16.2%
Healthcare	0.4%	7.4%	5.8%

### International Stocks

	1WK	YTD ↓	1YR
Frontier Mkts	-0.1%	14.7%	3.3%
Developed Mkts	-0.2%	14.1%	-1.0%
Emerging Mkts	-0.8%	10.7%	-0.9%

US & China set to resume trade talks this week. Low expectations for any substantial breakthroughs.

### World Regions

	1WK	YTD ↓	1YR
US	1.7%	22.4%	8.8%
Emerging Europe	-0.9%	21.4%	17.4%
Developed Europe	0.1%	15.5%	-0.9%
Middle East	-0.6%	14.7%	11.7%
Latin America	-1.9%	13.7%	9.4%
Asia	-0.5%	9.8%	-3.1%
Africa	-0.1%	2.0%	-9.4%

### Top 5 Investable Countries

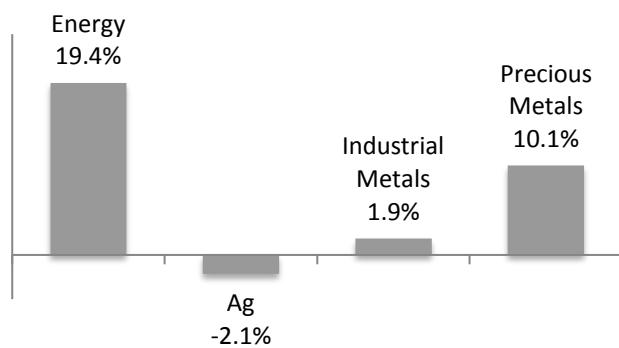
Russia	0.0%	31.3%	25.9%
Argentina	3.7%	30.8%	1.8%
Greece	0.8%	29.7%	-7.8%
New Zealand	-1.5%	26.1%	21.4%
Belgium	4.2%	25.6%	-4.1%

### REIT Sectors

	1WK	YTD ↓	1YR
Residential	1.1%	23.8%	26.4%
Mortgage	1.0%	12.5%	6.4%
Retail	1.8%	7.0%	2.9%

### Commodity Sectors

\* YTD Total Returns



### Key Commodities

	1WK	YTD ↓	1YR
Bitcoin	0.0%	150.4%	10.8%
Crude Oil - WTI	0.8%	22.0%	-18.9%
Gold	-0.5%	10.7%	15.3%
Silver	1.3%	5.1%	4.9%
Copper	-1.7%	0.9%	-3.3%
Lumber	-3.0%	-2.9%	-30.7%
Natural Gas	-3.5%	-24.0%	-17.2%

### Fixed Income

	Current Yld	1WK	YTD ↓	1YR
US High Yield	6.4%	0.5%	10.7%	7.2%
US Corp	3.3%	0.2%	9.9%	10.4%
Global HY	6.0%	0.3%	9.8%	6.6%
Global Corp	2.5%	0.0%	8.0%	7.3%
US Munis	2.9%	0.2%	6.0%	7.2%
Global Gov't	0.8%	-0.5%	4.3%	5.2%

### US Treasuries

20 Year	2.4%	-0.3%	9.8%	13.2%
10 Year	2.1%	-0.3%	9.7%	13.1%
5 Year	1.9%	-0.3%	7.5%	11.0%
90 Day	2.1%	0.0%	1.5%	2.4%

Fed expected to cut rates by 25 basis points on Wednesday. Uncertainty is building about what likely policy will be after that.

Data is provided by Factset as of the previous Friday's close. If you have any questions regarding the data presented in this report, please feel free to contact us at info@cypresscapital.com. ©2018 Cypress Capital, LLC. All rights reserved. The information contained in this report may not be published, broadcast, rewritten or otherwise distributed without prior written consent from Cypress Capital, LLC. Comments are provided as a general market overview and should not be considered investment advice or predictive of any future market performance. This report does not constitute an offer to sell, or the solicitation of an offer to buy, any securities. Cypress Capital does not guarantee the accuracy or completeness of this report, nor does Cypress Capital assume any liability for any loss that may result from reliance by any person upon any such information or opinions. Such information and opinions are subject to change without notice and are for general information only.